

# CITY OF HAMILTON POLICE DEPARTMENT



## 2016 ANNUAL CRIME REPORT

**Robert A. McGinnis**  
Chief of Police  
204 East Main Street  
Hamilton, Texas 76531  
Phone: 254-386-3805  
Fax: 254-386-3894

### Acknowledgements

*This report on Crime in Hamilton was compiled from data submitted to the Texas Department of Public Safety's Uniform Crime Reporting Section and from data generated from the Hamilton Police Department's records and calls for service.*

*This report is modeled after the Texas Department of Public Safety Annual Crime in Texas Report. As such, format, crime analysis, and definitions have been similarly established in this report.*

---

# Table of Contents

Page

<b>Hamilton Crime Facts at a Glance</b> .....	1
<b>The UCR Program – Hamilton</b> .....	2
<b>Crime Trends and Analysis</b> .....	3
Violent and Property Crimes.....	5
Stolen/Recovered Property.....	6
Crime Clock.....	7
<b>Selected Non – Index Crimes</b> .....	8
Driving While Intoxicated Arrest.....	9
Drug Abuse Arrest.....	10
Family Violence Arrest.....	11
<b>Calls for Service</b> .....	12
<b>Hamilton Arrest Data</b> .....	14
<b>Appendices</b> .....	16

---

## Hamilton Crime Facts at a Glance 2016

- ▶ In 2016, there was 554 criminal offenses reported in Hamilton. Of these 554 offenses, 164 were index offenses. There is no change from 2015.
- ▶ The index crime rate for the City of Hamilton was 5,290.3 index offenses per 100,000 inhabitants. There is no change from 2015
- ▶ The total crime rate for all reported crimes was 17,870.9 offenses per 100,000 inhabitants. An increase of 2.2%
- ▶ During 2016, the Hamilton Police Department processed 192 arrests. A decrease of 8.6%.
- ▶ Hamilton Officers cleared 61% of all index crimes by arrest. An increase of 47%.
- ▶ The total clearance rate for all reported crimes was 87.6%. An increase of .81%.
- ▶ Of the violent crimes reported, 86.6% were cleared by arrest. An increase of 14.7%.
- ▶ Of the property crimes reported, 50.5% were cleared by arrest. An increase of 41.1%
- ▶ The value of stolen property totaled \$132,350.00.
- ▶ Hamilton Police Officers recovered \$55,865.00 of the property stolen for 2016.
- ▶ The offense of simple assault accounted for 72.4% of all violent crimes
- ▶ The offense of larceny/theft accounted for 56.6% of all property crimes.
- ▶ The number of Calls for Service received by the Police Department was 1,421. A decrease of 16.1%
- ▶ Hamilton Officers issued 1110 traffic citations.

## City of Hamilton Crime Analysis

### Crime Measurements

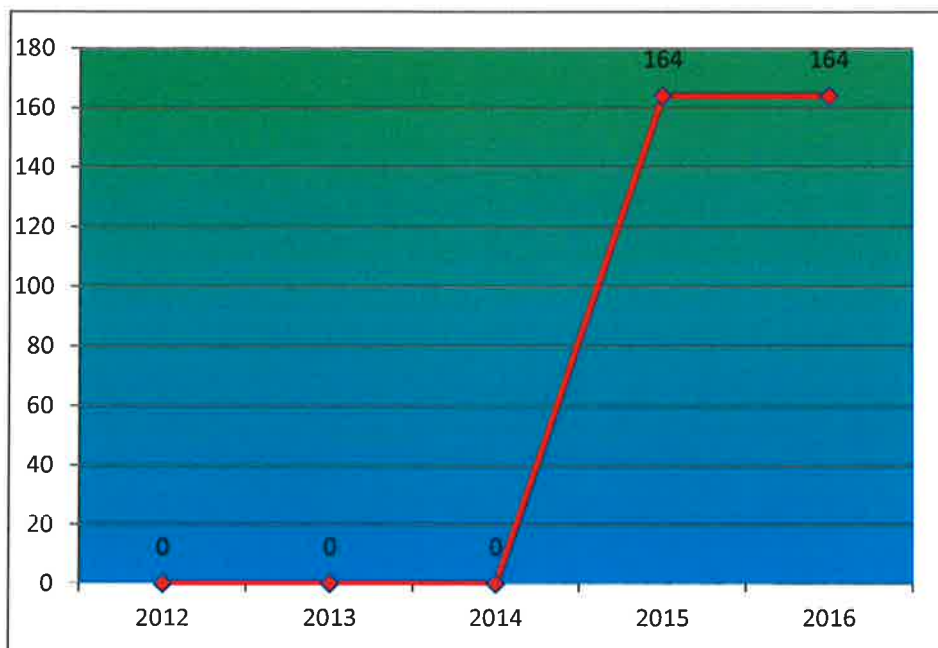
The Hamilton Police Department participates in the Uniform Crime Reporting (UCR) Program. UCR makes possible the management and analysis of crime index.

### Crime Index

Uniform Crime Reporting is the reporting of eight index crimes. The crimes in this group are all serious by their nature or because of the frequency of their occurrence. These crimes can be categorized as violent crimes or property crimes. Violent crimes include murder, forcible rape, robbery, aggravated assault, and simple assault. Property crimes include burglary, larceny/theft, and motor vehicle theft.

**Index Crimes 2016**

	2012	2013	2014	2015	2016
Murder				0	0
Rape				4	1
Robbery				1	0
Aggravated Assault				13	15
Simple Assault				46	42
Burglary				34	37
Larceny/Theft				61	60
Motor Vehicle Theft				5	9
<b>Totals</b>	<b>0</b>	<b>0</b>	<b>0</b>	<b>164</b>	<b>164</b>



## Crime Trends

Crime trends are analyzed using two separate methods, Crime Volume and Crime Rates. Crime Volume is the collective sum of the eight indexed crimes. By comparing the volume of the indexed crime from year to year, trends can be evaluated.

Crime Rates on the other hand, are compiled to compensate for the changes in population and show the number of people affected by crime in a given population. Crime Rates are usually expressed in the number of crimes per 100,000 residents.

### Crime Volume

During the calendar year 2016, there were a total of 164 index offenses in the City of Hamilton.

<b>Hamilton Crime Volume by Offense</b>				
<b>Violent Crimes</b>	<b>Offense</b>	<b>2015</b>	<b>2016</b>	<b>% Change</b>
	Murder	0	0	0%
	Rape	4	1	-75%
	Robbery	1	0	-100%
	Aggravated Assault	13	15	15.4%
	Simple Assault	46	42	-8.7%
	<b>Violent Crime Totals</b>	<b>64</b>	<b>58</b>	<b>-9.4%</b>
<b>Property Crimes</b>	Burglary	34	37	8.8%
	Larceny/Theft	61	60	1.6%
	Motor Vehicle Theft	5	9	80.0%
	<b>Property Crime Totals</b>	<b>100</b>	<b>106</b>	<b>6.0%</b>
<b>Index Crime Totals</b>		<b>164</b>	<b>164</b>	<b>0.0%</b>

### Crime Rate

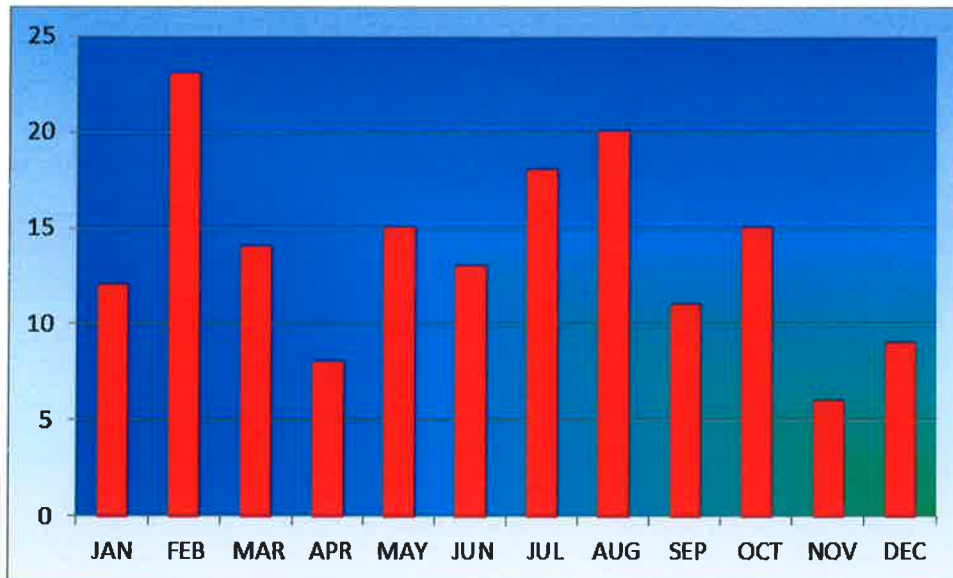
During the calendar year 2016, Hamilton's crime rate was 5,290.3 crimes per 100,000 persons.

<b>Hamilton Crime Rate by Offense</b>				
<b>Violent Crimes</b>	<b>Offense</b>	<b>2015</b>	<b>2016</b>	<b>% Change</b>
	Murder	0.0	0.0	0%
	Rape	129.0	32.3	-75%
	Robbery	32.3	0.0	33%
	Aggravated Assault	419.4	483.8	64.5%
	Simple Assault	1,483.9	1,354.8	-129.0%
	<b>Violent Crime Totals</b>	<b>2,064.6</b>	<b>1,870.9</b>	<b>-9.4%</b>
<b>Property Crimes</b>	Burglary	1,096.7	1,193.5	96.7%
	Larceny/Theft	1,967.7	1,935.5	-32.3%
	Motor Vehicle Theft	161.3	290.3	129.0%
	<b>Property Crime Totals</b>	<b>3,225.7</b>	<b>3,419.3</b>	<b>6.0%</b>
<b>Index Crime Totals</b>		<b>5,290.3</b>	<b>5,290.3</b>	<b>0.0%</b>

## Annual Crime Trends

The highest months for crime was February with 23 index crimes reported. The lowest month of reported index crimes was November with 6 index crimes reported.

**Index Crimes by Month 2016**

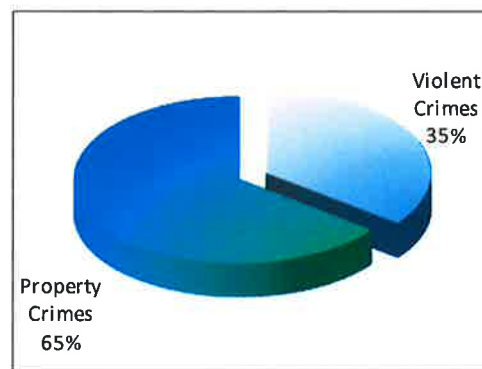


### Type of Crime

Crime Analysis usually looks at the two Categories of crime mentioned before:

Violent crimes (or crimes against Persons) and property crimes.

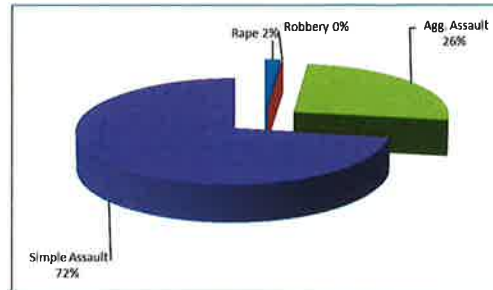
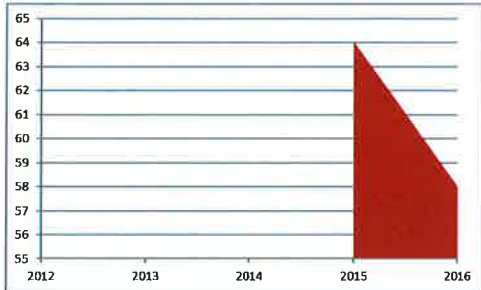
In 2016, 35% of the Crime Index was made up of violent crime and 65% was property crime.



## Violent Crimes

Violent crimes involve the element of personal confrontation between the perpetrator and the victim. Because of their nature, violent crimes are considered to be more serious than property crimes. In 2016, there were 58 violent crimes. The violent crime rate for 2016 was 1,870.9 crimes per 100,000 residents.

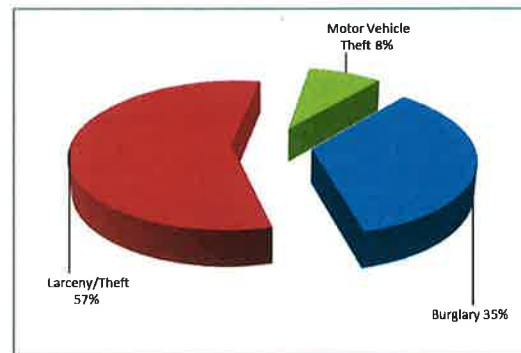
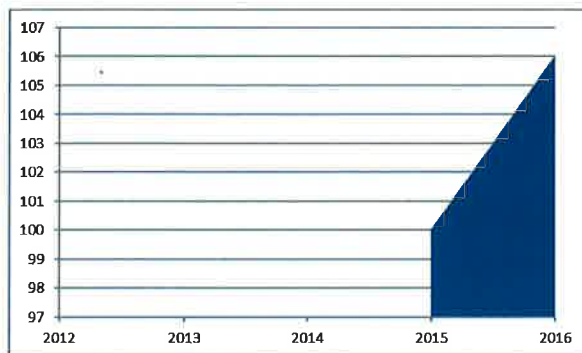
### Violent Crimes by Offense 2016



## Property Crimes

The number of index property crimes that occurred in 2016 was 106. Larceny/Theft accounted for 57% of the property crimes, followed by burglary at 35%, and then motor vehicle theft at 8%. The 2016 property crime rate was 3,419.3 property crimes per 100,000 citizens.

### Property Crimes by Offense 2016





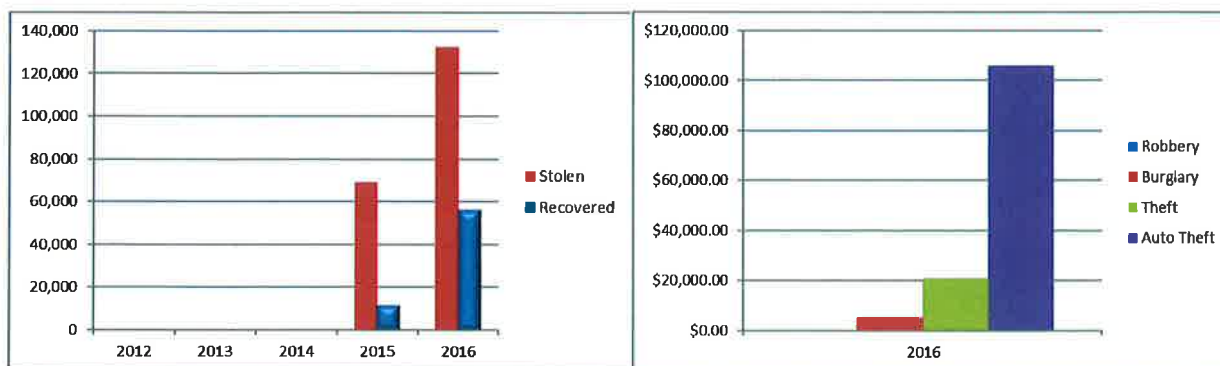
## Stolen Property Value

The total value of property stolen during 2016 in Hamilton was \$132,350.00.

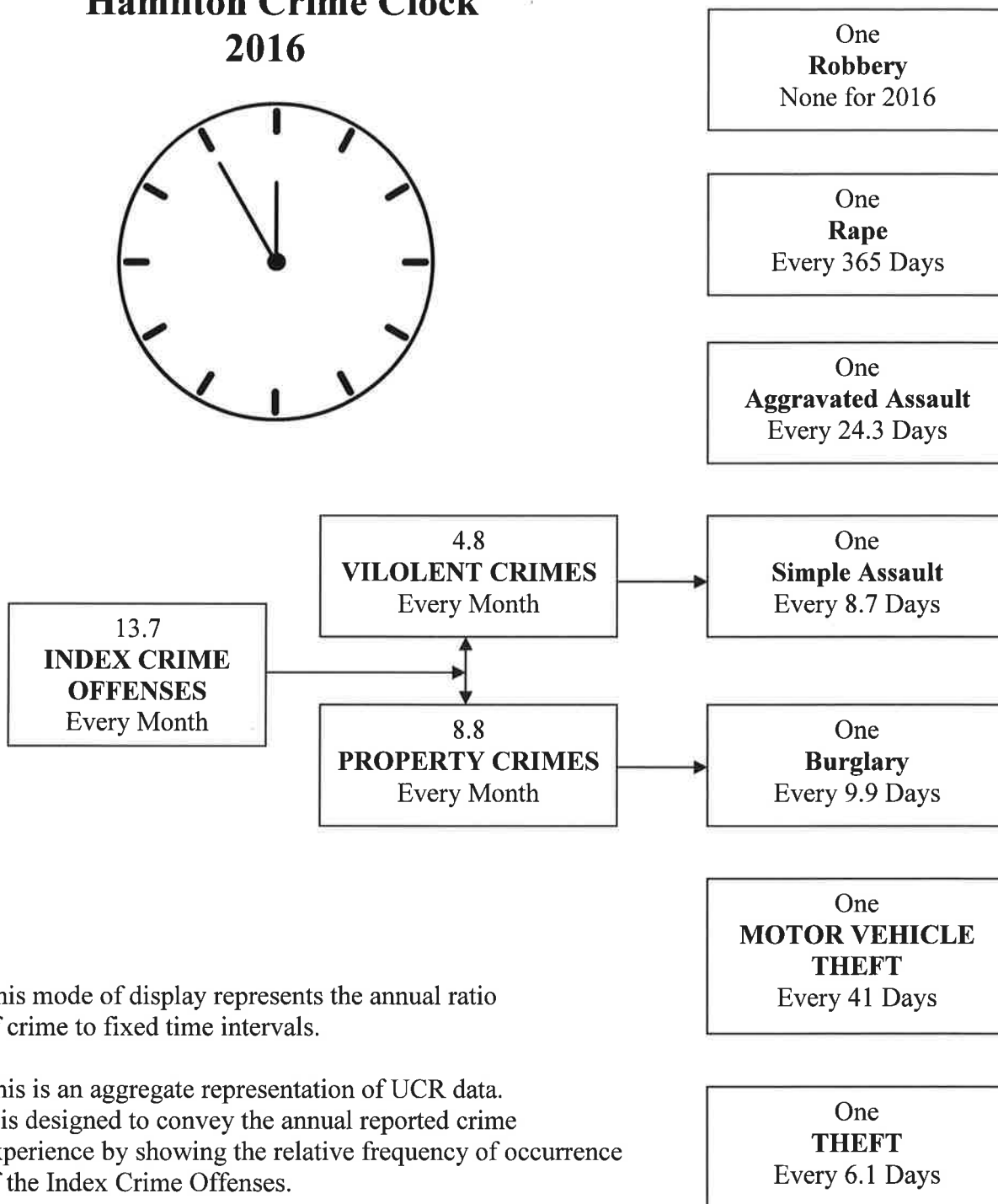

### Stolen Property by Type, Value and Percent Recovered 2016

Property Type	Stolen Value	Recovered
Currency, Notes, Etc.	\$5,129.00	\$200.00
Jewelry & Precious Metals	\$3,450.00	\$1,500.00
Clothing & Furs	\$100.00	\$0.00
Stolen Motor Vehicles	\$106,000.00	\$51,000.00
Office Equipment	\$680.00	\$0.00
Televisions, Stereos, Etc.	\$1,708.00	\$500.00
Firearms	\$3,800.00	\$1,800.00
Household Goods	\$250.00	\$250.00
Consumable Goods	\$81.00	\$0.00
Livestock	\$0.00	\$0.00
Miscellaneous	\$11,152.00	\$615.00
<b>Total</b>	<b>\$132,350.00</b>	<b>\$55,865.00</b>

### Property Value Lost to Crime 2015-2016



## Hamilton Crime Clock 2016



This mode of display represents the annual ratio of crime to fixed time intervals.

This is an aggregate representation of UCR data. It is designed to convey the annual reported crime experience by showing the relative frequency of occurrence of the Index Crime Offenses.

***Selected Non-Index Crimes***

## Selected Non-Index Crimes

### Driving While Intoxicated

#### Definition

Driving While Intoxicated (DWI) is defined in the UCR Program as the driving or operating of any motor vehicle or common carrier while under the influence of liquor or narcotics.

#### Analysis

##### **Volume**

As with all Part II non-index crimes, information on the number of reported crimes is not collected by the UCR Program for this offense. However, the number of persons arrested for this crime is collected.

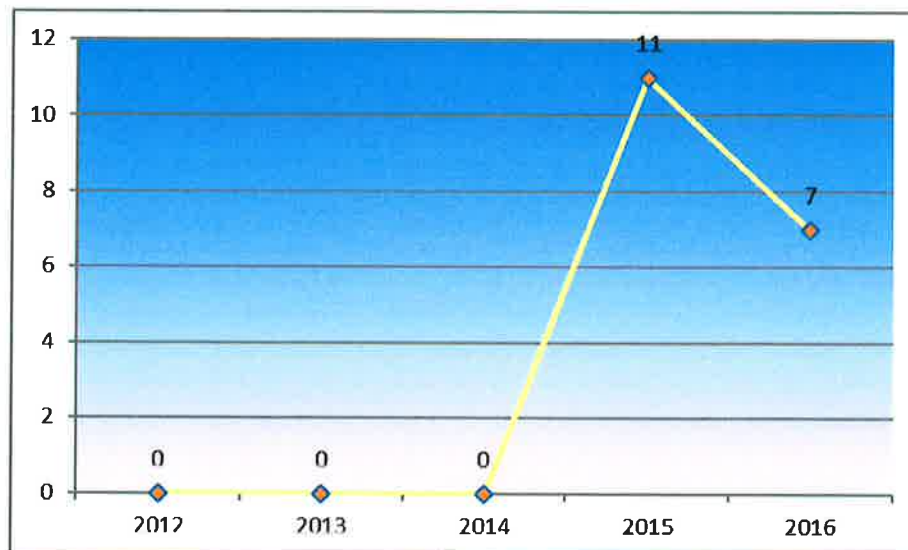
The number of arrests for DWI in Hamilton in 2016 was 7.

##### **Rate**

The 2016 DWI arrest rate was 225.8 per 100,000 persons.

#### Nature of DWI Arrest

Any consideration of the number and rate of DWI arrests must be reconciled with the fact that many factors control the ability of law enforcement officers to detect drunken drivers. Among the significant factors which drive the DWI arrest rate are these: media coverage of the DWI problem, public awareness, availability of funds for patrol officer overtime, and the skill and training in DWI detection of officers.



## Drug Abuse Arrests

### Definitions

For UCR purposes, drug abuse encompasses all violations of the narcotic drug laws. These are offenses such as unlawful possession, sale, use, growing and manufacturing of narcotic drugs.

In this report, these violations are summarized to include all drug abuse arrests (grand total drug abuse), sale and manufacturing arrests, and drug possession arrests.

### Analysis

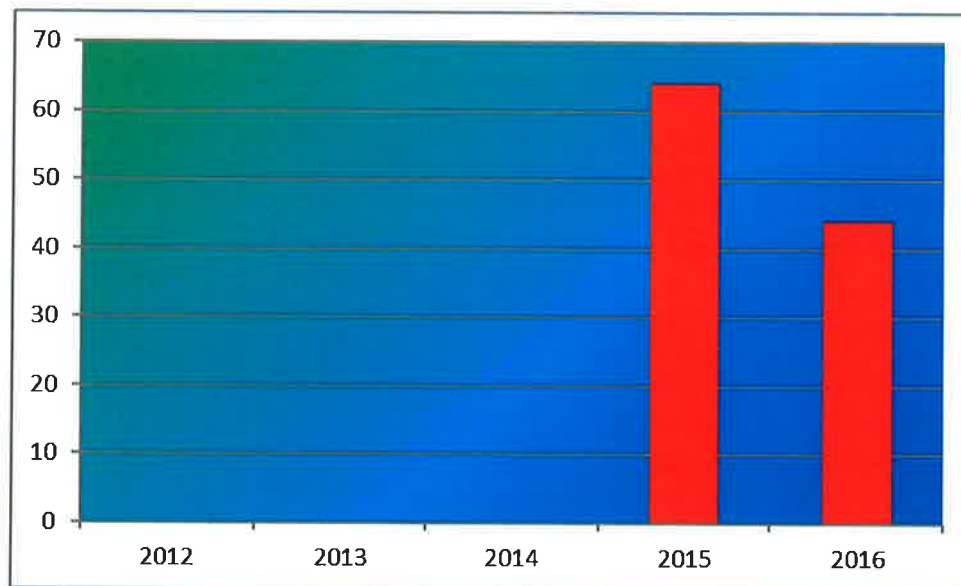
#### **Volume**

As with all Part II non-index crimes, information on the number of reported crimes is not collected for the UCR program. However, the number of persons arrested for these crimes is collected.

The reported number of arrests for drug abuse violations in 2016 totaled 44.

#### **Rate**

The 2016 drug arrest rate was 1,419.3 per 100,000 persons.



## Family Violence Incidents

### Definitions

The Texas Family Code defines Family Violence as an act by a member of a family or household against another member that is intended to result in physical harm, bodily injury, assault, or a threat that reasonably places the member in fear of imminent physical harm.

By definition and for the purpose of family violence reports, 'family' includes individuals related by consanguinity (blood) or affinity, marriage or former marriage, biological parents of the same child, foster children, foster parents, and members or former members of the same household (including roommates). Senate Bill 68 of the 77<sup>th</sup> Legislature amended the Family Code to include "Dating Violence". The "Dating Relationship" means a relationship between individuals who have or have had a continuing relationship of a romantic or intimate nature.

### Analysis

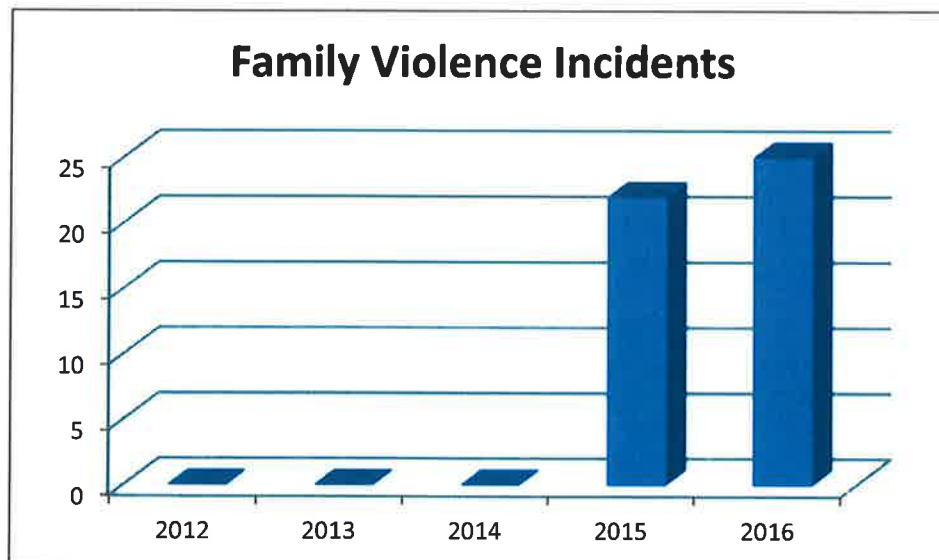
#### Volume

As with all Part II non-index crimes, information on the number of reported crimes is not collected for the UCR Program. However, the number of persons arrested for these crimes is collected.


The reported number of Family Violence arrest in 2016 totaled 25.

#### Rate

The 2016 family violence arrest rate was 806.5 per 100,000 persons.



# Hamilton Calls for Service Clock 2016



**118.4**  
**CALLS FOR SERVICE**  
Every Month

During 2016, the Hamilton Police Department responded to 1,421 calls for service.

This mode of display represents the annual ratio of calls to fixed time intervals.

This is an aggregate representation of the UCR and Hamilton Police Department's data, it is designed to convey the annual service call experience by showing the relative frequency of occurrence.

**6.1**  
**Civil Matters**  
Every Month

**3.3**  
**Warrant Service Calls**  
Every Month

**3.4**  
**Disturbances**  
Every Month

**12.8**  
**Traffic Related Calls**  
Every Month

**10.1**  
**Animal Related**  
Every Month

**9.7**  
**Suspicious Circumstances**  
Every Month

**4.3**  
**Assist Other Agencies**  
Every Month

**30.7**  
**Miscellaneous Calls**  
Every Month

**3**  
**Alarm Calls**  
Every Month

**11.3**  
**Crimes Against Persons**  
Every Month

**2.2**  
**Welfare Concerns**  
Every Month

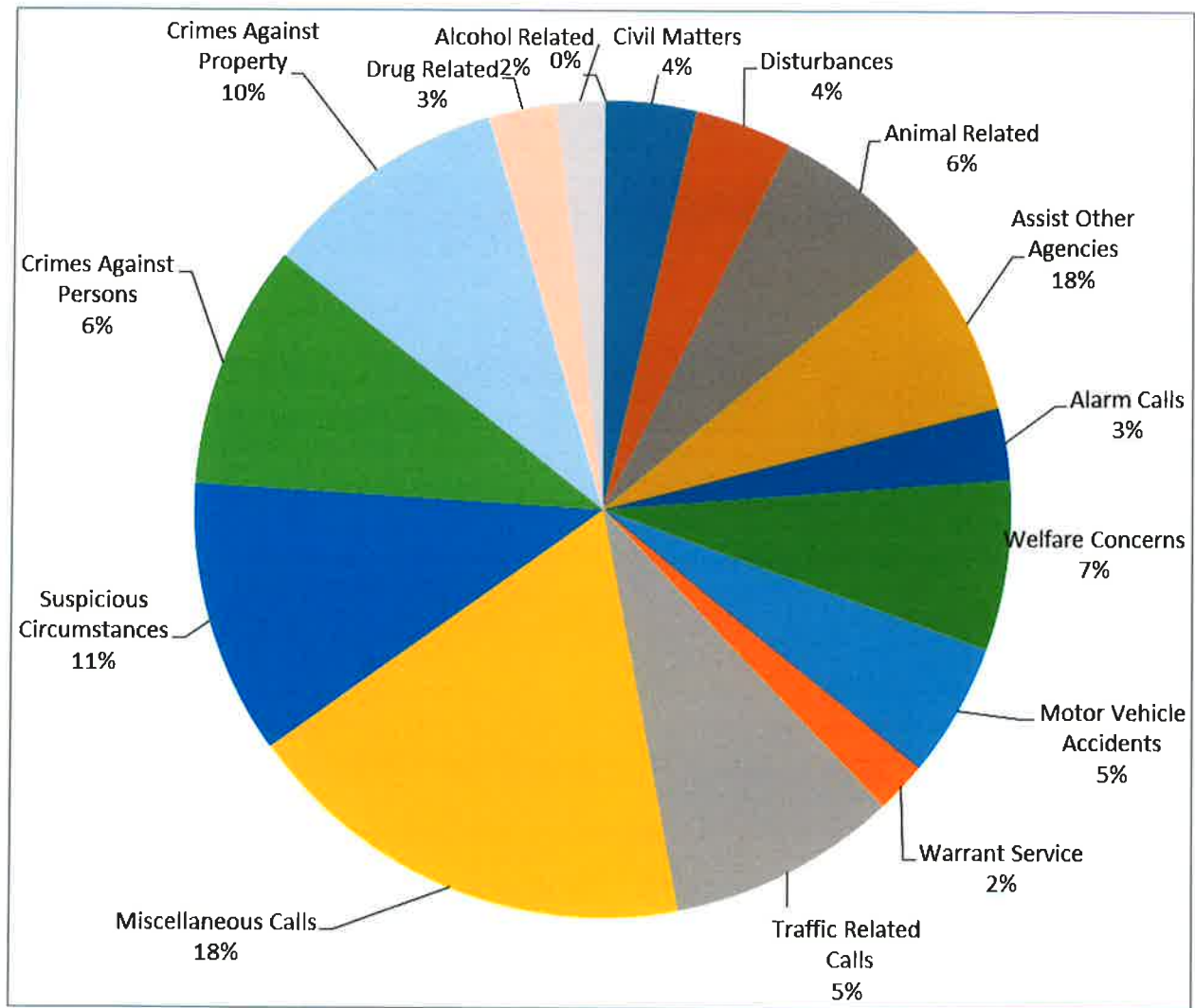
**8.2**  
**Crimes Against Property**  
Every Month

**5.4**  
**Motor Vehicle Accidents**  
Every Month

**5.5**  
**Drug Related Crimes**  
Every Month

**2.5**  
**Alcohol Related Crimes**  
Every Month

### Calls for Service 2016





***Hamilton Arrest Data***  
***2016***

## Summary of Arrest Data 2016

<b>Classification of Offenses</b>	<b>Juvenile</b>	<b>ADULT</b>	<b>TOTAL</b>
Murder and non-negligent manslaughter	0	0	0
Manslaughter by negligence	0	0	0
Forcible Rape	0	0	0
Robbery	0	0	0
Aggravated Assault	0	7	7
Burglary-Breaking & Entering	0	0	0
Larceny-Theft (except auto theft)	0	0	0
Motor Vehicle Theft	1	2	2
Other Assaults	1	30	31
Arson	0	0	0
Forgery and Counterfeiting	0	5	5
Fraud	0	1	1
Embezzlement	0	0	0
Stolen Property; Buying, Receiving, Possessing	0	0	0
Vandalism	0	0	0
Weapons; Carrying, Possessing, etc.	0	3	3
Prostitution and Commercialized Vice	0	0	0
Sex Offenses (except for forcible rape & prostitution)	0	6	6
<b>Drug Abuse Violations GRAND TOTAL</b>	<b>1</b>	<b>22</b>	<b>23</b>
<b>(1) Sale/Manufacturing SUBTOTAL</b>	<b>1</b>	<b>4</b>	<b>5</b>
Opium or Cocaine & their derivatives	0	0	0
Marijuana	0	1	1
Synthetic/Manufactured Drugs	1	0	1
Other-Dangerous non-narcotic drugs	0	3	3
<b>(2) Possession SUBTOTAL</b>	<b>1</b>	<b>17</b>	<b>18</b>
Opium or Cocaine & their derivatives	0	0	0
Marijuana	1	16	17
Synthetic/Manufactured Drugs	0	1	1
Other-Dangerous non-narcotic drugs	0	0	0
<b>Gambling TOTAL</b>	<b>0</b>	<b>0</b>	<b>0</b>
Bookmaking (horse & sport book)	0	0	0
Numbers and Lottery	0	0	0
All Other Gambling	0	0	0
Offenses Against Family & Children	0	0	0
Driving Under the Influence	0	7	7
Liquor Laws	0	1	1
Drunkenness	0	18	18
Disorderly Conduct	0	2	2
Vagrancy	0	0	0
All Other Offenses	5	79	84
Curfew and Loitering	0	0	0
Runaways	0	0	0
<b>TOTAL</b>	<b>9</b>	<b>183</b>	<b>192</b>

## Appendices

### Uniform Crime Reporting Offenses

Offenses in Uniform Crime Reporting are divided into two groups designated as Part I (index crimes) and Part II (non-index crimes) offenses. Offense and arrest information is reported for Part I offenses, while only arrest information is reported for Part II offenses.

#### Part I Offenses

**Criminal Homicide** – (a) Murder and Non-negligent Manslaughter: All willful felonious homicides as distinguished from deaths caused by negligence. Excluded are attempts to kill, assaults, to kill suicides, accidental deaths and justifiable homicides. Justifiable homicides are limited to: the killing of a person by a law enforcement officer in the line of duty; and the killing of a person in the act of committing a felony by a private citizen; (b) Manslaughter by negligence: any death which the police investigation established was primarily attributable to gross negligence of some individual other than the victim.

**Murder and Non-Negligent Manslaughter-** The willful (non-negligent) killing of one human being by another. This includes any death due to injuries received in a fight, argument, quarrel, assault, or commission of a crime. Suicides, accidental deaths, assaults to murder, traffic fatalities and attempted murders are not included.

**Justifiable Homicide** – The killing of a person by a law enforcement officer in the line of duty; or the killing (during the commission of a felony) of a felon by a private citizen.

**Manslaughter by Negligence** – The killing of another person through gross negligence.

**Forcible Rape** – The carnal knowledge of a female forcibly and against her will.

**Robbery** – The taking or attempting to take anything of value from the care, custody, or control of a person or persons by force or threat of force or violence and/or by putting the victim in fear.

**Aggravated Assault** – An unlawful attack by one person upon another for the purpose of inflicting severe or aggravated bodily injury. This type of assault is usually accompanied by the use of a weapon or by means likely to produce death or great bodily harm.

**Simple Assault** - An unlawful attack by one person upon another for the purpose of inflicting bodily injury or an attempt to cause fear or intimidation to gain control over another.

**Burglary** – The unlawful entry of a structure to commit a felony or theft. This includes breaking and entering with intent to commit a larceny; housebreaking; safe cracking; and all attempts at these offenses.

**Larceny/Theft** – The unlawful taking, carrying, leading, or riding away of property from the possession or constructive possession of another. This includes pocket-picking, purse-snatching, shoplifting, theft from motor vehicles, theft of motor vehicle parts and accessories, theft from coin-operated machines, theft of bicycles, theft from buildings, and all thefts that don't fit into the above mentioned categories.

**Motor Vehicle Theft** – The theft or attempted theft of a motor vehicle, which is defined as a self-propelled vehicle that runs on land surface and not on rails.